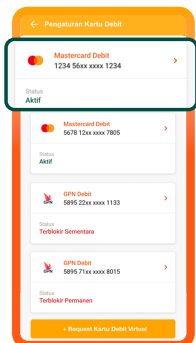


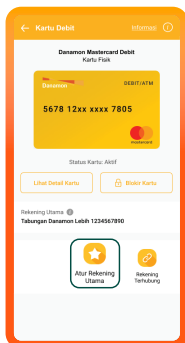
Change Primary Account

1



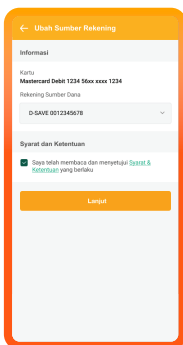
Customers click on one of the physical cards with active status that they want to change their main account to

2



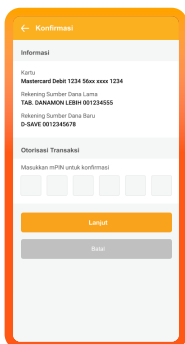
Customer clicks Set Main Account button

3



Customer selects an available account (in this case already linked to his/her debit card) and agrees to the applicable Terms & Conditions

4



← Konfirmasi

Informasi

Kartu
Mastercard Debit 1234 56xx xxxx 1234
Rekening Sumber Dana Lama
TAB. DANAMON LEBIH 001234565
Rekening Sumber Dana Baru
D-SAVE 0012345678

Otorisasi Transaksi

Masukkan mPIN untuk konfirmasi

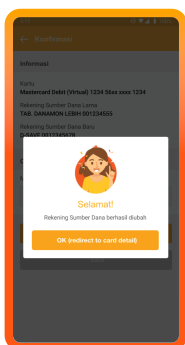
[] [] [] [] [] []

Lanjut

Batal

Customer enter mPIN/APPL1


5



← Konfirmasi

Informasi

Kartu
Mastercard Debit (Virtual) 1234 56xx xxxx 1234
Rekening Sumber Dana Lama
TAB. DANAMON LEBIH 001234565
Rekening Sumber Dana Baru
D-SAVE 0012345678



Selamat!

Rekening Sumber Dana berhasil diubah

OK (redirect to card detail)

Customers get a pop-up notification if successful/failed