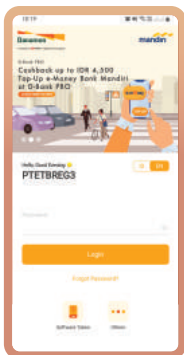


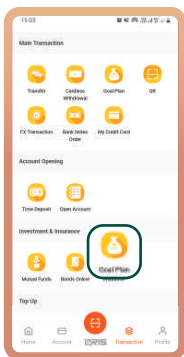
Sharia Saving Plan iB

1



Login to D-Bank PR0

2



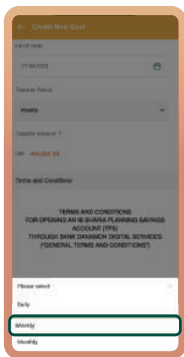
Tap on Goal Plan

3



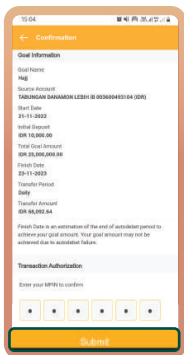
Tap on "Sharia Saving Plan"

4



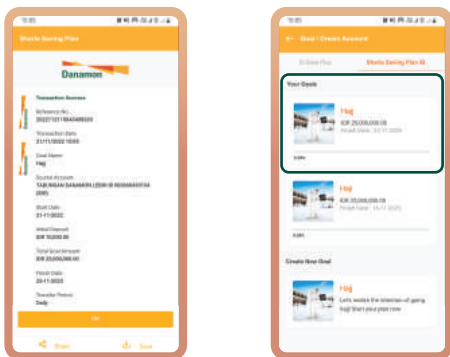
Create new plan by fill in source account, initial deposit, total goal amount, finish date, transfer period, transfer amount and T&C. Tab Next to continue account opening.

5



Confirm the transaction information and input M-PIN

6



Acknowledgment screen displayed opening account status