

## Fund Factsheet

### Reksa Dana

### Manulife Saham Syariah Global Dividen Dolar AS Kelas A3

April 2025

Sharia Equity Mutual Fund

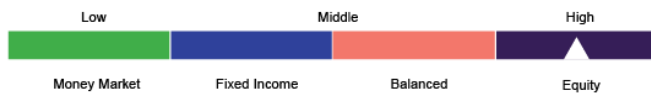
Effective date	: 03 Sep 19
Effective Letter number	: OJK No.S-1055/PM.21/2019
Inception date	: 11 Nov 19
Currency	: US dollar
Net Asset Value/unit	: USD0.9839
Total Net Asset Value	: USD12,559,615.45
Minimum investment	: Initial : USD10,000.00
	: Next : USD100.00
Units offered	: 300,000,000
Valuation	: Daily
Deferred Sales Charge	: Year 1 : 1.25%
	: Year 2 : 0.00%
Switching fee	: Max. 1.00%
Management fee	: Max. 3.00%
Custodian fee	: Max. 0.25%
Custodian bank	: PT Bank HSBC Indonesia
ISIN Code	: IDN000409109

Reksa Dana Manulife Saham Syariah Global Dividen Dolar AS Kelas A3 is one of the share classes of MANSYAG. Information on effective date, Effective Letter Number, investment objective, Total Net Asset Value, Top 10 holdings, investment allocation and portfolio percentage refer to those of MANSYAG.

#### Major risks

Risks arising from reduced unit value, liquidity, changes in the allocation of securities in investment policy, changes in economic and political conditions, investment values, changes in tax regulations, interest rates, exchange rate risks, liquidation.

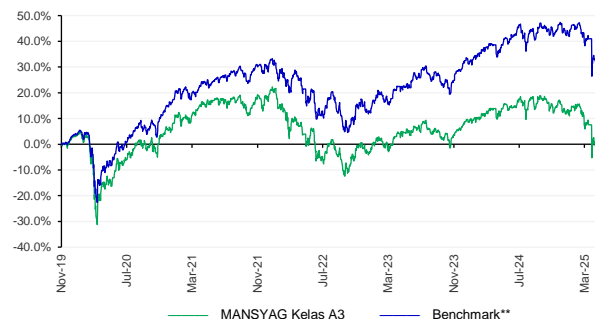
#### Risk classification



#### Risk descriptions

**Low:** This mutual fund has a relatively stable movement with limited growth potential. **Medium:** This mutual fund has a low to moderate movement with moderate growth potential. **High:** This mutual fund has a relatively volatile movement with relatively high growth potential.

#### Performance since inception



#### Custodian bank

PT Bank HSBC Indonesia (previously known as PT Bank Ekonomi Raharja) has been operating in Indonesia since 1989 which is part of the HSBC Group. PT Bank HSBC Indonesia is a custodian bank registered and supervised by the Otoritas Jasa Keuangan ("OJK") with license No. KEP-02/PM.2/2017 dated January 20, 2017.

#### Customer services

Weekdays 08.00 - 17.00 WIB  
Telephone : 021 2555 2255  
Email : hai@manulifeam.com  
Chat : manulifeim.co.id  
ifunds.manulifeim.co.id  
WhatsApp : 08112552256

#### Social media

Facebook : reksa.dana.manulife  
Instagram : @reksa.dana.manulife  
Twitter : @ManulifeRD  
YouTube : Reksa Dana Manulife

#### Investment manager

Established in 1996, PT Manulife Aset Manajemen Indonesia (MAMI) is a member of Manulife that offers investment management and mutual fund products in Indonesia. Since its establishment, MAMI has consistently maintained its position as one of the leading companies in Indonesia's investment management industry, with asset under management of IDR 98.9 trillion as per December 2024. MAMI manages 34 mutual funds comprising money market, balanced, fixed income, equity, in Rupiah and US Dollar, as well as sharia. MAMI is registered and supervised by Otoritas Jasa Keuangan, and licensed No. Kep-07/PM/MI/1997 dated 21 August, 1997.

#### Investment objective

Manulife Saham Syariah Global Dividen Dolar AS ("MANSYAG") aims to provide long-term capital appreciation through investment majority in Sharia-compliant equity securities comply with capital market sharia principle.

#### Investment allocation

Sharia Equity	: 80 - 100%
Sharia Fixed Income Securities	: 0 - 20%
/Sukuk /Sharia Money Market	

#### Top 10 holdings

Microsoft Corp	10.21%
Apple Inc	7.71%
Alphabet Inc	6.64%
Meta Platforms Inc	5.25%
Taiwan Semiconductor Manufactu	3.21%
Exxon Mobil Corp	2.70%
McKesson Corp	2.66%
Eli Lilly & Co	2.64%
Wolters Kluwer NV	2.62%
Suncor Energy Inc	2.54%

#### % portfolio

Offshore Sharia Equity Securities	: 99.37%
Sharia Money Market	: 0.63%

#### Sector allocation\*

Information Technology	38.48%
Health Care	15.31%
Communication Services	12.97%
Others	33.24%

#### Performance

	YTD	1 Mo	3 Mo	6 Mo	1 Yr	3 Yr*	5 Yr*	Since Inception*
MANSYAG Kelas A3	-5.04%	-1.31%	-7.03%	-5.96%	-4.32%	0.69%	4.31%	1.09%
Benchmark**	-2.92%	-1.51%	-5.03%	-2.46%	2.37%	4.56%	8.33%	6.19%

Highest month	Oct 22	8.86%
Lowest month	Mar 20	-12.65%

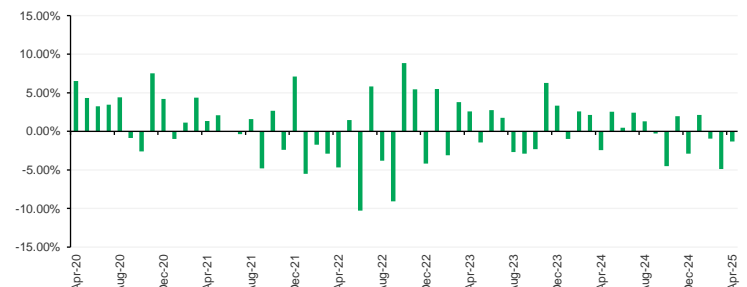
  

Distribution***	Feb 24	Aug 24	Feb 25
USD	0.00	0.01	0.00
% (annualized)	0.85%	1.71%	0.81%

#### Notes

- \* Based on GICS (Global Industry Classification Standards).
- \* Annualized performance using compound method, for products older than one year since inception.
- \*\* Performance benchmark for Mutual Fund is FTSE All World Sharia, net of tax.
- \*\*\* Investment portfolio performance is calculated with the assumption that all distributions are reinvested into investment portfolio units.
- # For products launched <5 years ago, monthly performance graph displayed is since inception.

#### Monthly performance for the last 5 years\*



For more information, Prospectus can be found at [manulifeim.co.id](http://manulifeim.co.id). In compliance with OJK regulation, confirmation statements of subscription, switching and redemption transactions are valid proof of ownership of the Participation Unit of mutual fund, issued by the custodian bank and can be seen at <https://akses.ksei.co.id>.

#### Disclaimer

Investment in mutual funds involves risks. Before making investment decision, potential investor must read and understand the prospectus. Past performance does not guarantee/indicate future performance. Otoritas Jasa Keuangan does not provide a statement of approval or disapproval of this Securities, nor does it state the truth or adequacy of the contents of this mutual fund's prospectus. Any statement that contradicts these matters is illegal. Mutual funds are Capital Market products and not products issued by Selling Agents/Banks. Investments in mutual funds are not part of bank's third party deposits and are not included in the scope of the deposit insurance program of The Indonesia Deposit Insurance Corporation. Selling Agents are not responsible for any claims and risks of managing portfolio of the mutual funds carried out by the Investment Manager. This product information summary does not substitute fund prospectus and is prepared by PT Manulife Aset Manajemen Indonesia solely for informational purpose and does not constitute a solicitation to buy or sell securities. Information provided in this document is presented correctly. Investors are advised to seek professional opinion before making an investment decision. Past performance is not an indication of future performance, nor is it estimation of future performance or trends. PT Manulife Aset Manajemen Indonesia is an Investment Manager licensed and supervised by OJK.