

# RD INDEKS ABF IBI FUND

## Fund Fact Sheet 29 Agustus 2025

**Effective Date**  
May 20, 2005  
**No of Fund Effective Letter**  
S-1310/PM/2005  
**Inception Date**  
May 25, 2005  
**NAV/Unit**  
58,055.68  
**Currency**  
IDR  
**Type of Fund**  
RD Indeks (Fixed Income)

**AUM**  
Rp 7,277.57 Bio  
**Minimum Investment**  
Rp 1,000,000  
**Unit Offered**  
25,000,000,000  
**Valuation Period**  
Daily  
**ISIN Code**  
IDN000053402  
**Custodian Bank**  
HSBC Indonesia

**Subscription Fee**  
Max. 2.00%

**Redemption Fee**  
Max. 2.00%

**Switching Fee**  
Max. 2.00%  
**Management Fee**  
Max. 0.30% p.a

**Custodian Fee**  
Max. 0.25% p.a

**Account Number**  
HSBC Indonesia

001-839554-069

ABF Indonesia Bond Index Fund

## Investment Manager

Bahana TCW is a joint venture company between PT Bahana Pembinaan Usaha Indonesia, a State-Owned Enterprise engaged in investment sector and Trust Company of the West, a leading investment manager from Los Angeles, United States.

## Investment Objectives

Obtain a stable and optimal growth rate through investment in debt securities.

## Investment Strategy

Bond : 80% - 100%  
Liquidity : 0% - 20%

## Asset Allocation

Bond 99.49 %  
Liquidity 0.51 %

## Alokasi Sektor (Top 5)

Government 99.49 %  
Others 0.33 %  
Deposito 0.19 %

## Securities Portfolio (Top 10)\*

FR0068 3%  
FR0082 4%  
FR0083 3%  
FR0087 4%  
FR0091 4%  
FR0096 3%  
FR0100 3%  
FR0101 3%  
FR0103 4%  
FR0104 3%

(\*) Sorted alphabetically

## Fund Performance (%)

Performance	YTD	1-mo	3-mo	6-mo	1-yr	3-yr	5-yr	S.I.*
ABF	7.76	1.55	3.85	5.89	7.63	22.87	36.31	480.49
Benchmark**	7.20	1.41	3.53	5.31	7.44	22.64	37.10	507.32

\*) Since Inception

Benchmark is 100% iBOXX ABF Indonesia Total Return Index

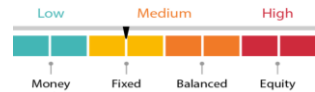
Highest Month Performance	Lowest Month Performance
December 2008	October 2008
15.53	-14.39

## Information :

Last 1 year performance 7.63%. Benchmark is 100% iBOXX ABF Indonesia Total Return Index. This fund has reached highest performance 15.53% on December 2008 and reached lowest performance -14.39% on October 2008.



## Risk Classification



Tolerant of investment and high risk but wants to avoid price fluctuations in the three to five year timeframe.

## Custodian Bank

PT Bank HSBC Indonesia has been operating in Indonesia since 1989 and is part of the HSBC Group. and has obtained approval to carry out business activities as a custodian in the capital market sector based on OJK Decree No. KEP-02/PM.2/2017 dated January 20, 2017.

## Investment Risk

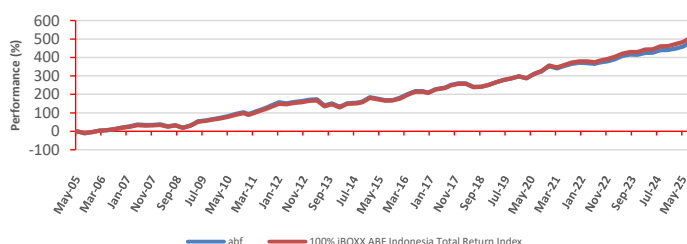
- Risk of Changes in Economic and Political Conditions
- Credit, Industry and Market Risks
- Risk of Dissolution and Liquidation
- Liquidity Risk
- Interest Rate Risk
- Risk of Changes in Tax Regulations & Other Regulations

## Benefits of Mutual Fund Products

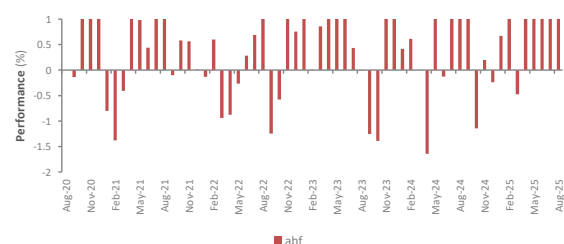
1. Professional management
2. Investment diversification
3. Value growth potential
4. Ease of transaction
5. The minimum nominal investment is relatively affordable

For further information please contact Bahana TCW

## Fund Performance Since Inception



## Monthly Performance in the Last 5 Years



Confirmation letter of mutual fund subscription, mutual fund redemption, and mutual fund switching are legal proof of mutual fund ownership that is issued or sent by a Custodian Bank. In the event that there is a Securities Ownership Reference Facility (AKSES), Unit Holders Participant may see mutual fund ownership in <https://akses.ksei.co.id/>

INVESTMENT THROUGH MUTUAL FUNDS CONTAINS RISK. PROSPECTIVE INVESTORS MUST READ AND UNDERSTAND THE PROSPECTUS PRIOR TO DECIDING TO INVEST IN MUTUAL FUNDS. PAST PERFORMANCE DOES NOT REFLECT THE FUTURE PERFORMANCE. AUTHORITY OF FINANCIAL SERVICES DOES NOT GIVE ANY STATEMENT OF APPROVING OR NOT APPROVING THESE EFFECTS, ALSO NOT STATING THE TRUTH OR ADEQUACY OF THE CONTENTS OF THIS MUTUAL FUND. EVERY STATEMENT CONCERNING THESE TERMS IS A BREACH OF LAW. Mutual Funds are Capital Market products and are not products issued by Selling Agents/Banking. Selling Agents of Mutual Funds are not responsible for the claims and risks of managing the mutual funds portfolio carried out by the Investment Manager. This Fund Fact Sheet does not replace the Mutual Funds Prospectus and has been prepared by PT Bahana TCW Investment Management only for informational needs and does not an offer to buy or sell. All information contained in this document is presented correctly. If necessary, investors are advised to seek professional opinion before making an investment decision. Past performance is not necessarily a guide to future performance, nor is it an estimate made to indicate future performance or trends. PT Bahana TCW Investment Management as an Investment Manager is registered and supervised by OJK.

PT Bahana TCW Investment Management

Best Overall Asset & Fund Manager (2015-2025) — Alpha Southeast Asia Awards

Graha CIMB Niaga, 21st Floor.  
Jl. Jendral Sudirman Kav. 58, Jakarta 12190, Indonesia

Telp: +6221 2505277 • Fax: +6221 2505279 • Instagram: bahana\_tcw • Email: bahana.tcw@bahana.co.id  
Prospektus: [bahana.tcw.com](https://bahana.tcw.com)