

RD BAHANA DANA EKUITAS PRIMA

Fund Fact Sheet 27 March 2025

Effective Date

09 Feb 2006

No of Fund Effective Letter

S-314/PM/2005

Inception Date

13 February 2006

NAV/unit

2,988.19

Currency

IDR

Type of Fund

Equity Fund

Total Assets

Rp 118.42 Million

Minimum Investment

Rp 100,000

Unit Offered

1,000,000,000

Valuation Period

Daily

ISIN Code

IDN000035201

Custodian Bank

Standard Chartered Bank

Subscription Fee

Max. 1.50%

Redemption Fee

Max. 1.00%

Switching Fee

Max. 2.00%

Management Fee

Max. 4.00% p.a.

Custodian Fee

Max. 0.25% p.a.

Account Number

Standard Chartered Bank
306-8121567-1

RD BAHANA DANA EKUITAS
PRIMA - SUBSCRIPTION

Investment Manager

Bahana TCW is a joint venture company between PT Bahana Pembinaan Usaha Indonesia, a State-Owned Enterprise engaged in investment and Trust Company of the West, a leading investment manager from Los Angeles, United States.

Investment Objectives

Achieve long-term capital growth through placement of funds in stocks and debt securities in the money market and capital market.

Investment Policy

Equity : 80% - 100%
Liquidity : 0% - 20%

Asset Allocation

Equity 97.07 %
Liquidity 2.93 %

Sector Allocation

Bank 33.69 %
Oil, Gas & Coal 16.79 %
IT Services 8.33 %
Industrial Goods 10.18 %
Property & Real Estate 5.02 %

Securities Portfolio (Top 10)*

ALPHABET INC-CL C 4%
BANGUN KOSAMBI SUKSES TBK 5%
BANK CENTRAL ASIA 10%
BANK MANDIRI 7%
BNI 4%
BRI (PERSERO) 10%
BUMI RESOURCES 6%
PANTAI INDAH KAPUK DUA TBK 9%
PETROSEA 6%
TAIWAN SEMICONDUCTOR MAN CO LTD 4%

Fund Performance (%)

Performance	YTD	1-mo	3-mo	6-mo	1-yr	3-yr	5-yr	S.I.*
DEP	-17.46	-1.08	-17.46	-24.48	-21.86	-26.95	-6.37	198.82
Benchmark**	-8.65	6.12	-8.65	-19.80	-22.81	-29.16	1.00	239.87

*) Since Inception

**) Benchmark is 100% Indeks IDX30

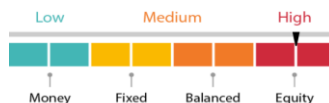
Highest Month Performance	Lowest Month Performance
April 2009	October 2008
25.1	-35.84

Information :

Last 1 year performance -21.86%. Benchmark is 100% Indeks IDX30. This fund has reached highest performance 25.1% on April 2009 and reached lowest performance -35.84% on October 2008.



Risk Classification



Dare to face high risks and price fluctuations, and expect high growth within five to ten years.

Custodian Bank

Standard Chartered Bank has been operating in Indonesia to conduct business as a Commercial Bank since 1968. And has obtained approval to conduct business as a Custodian in the Capital Market based on Decree of the Chairman of Bapepam No. Kep-35 / PM.WK / 1991 dated June 26, 1991.

Investment Risk

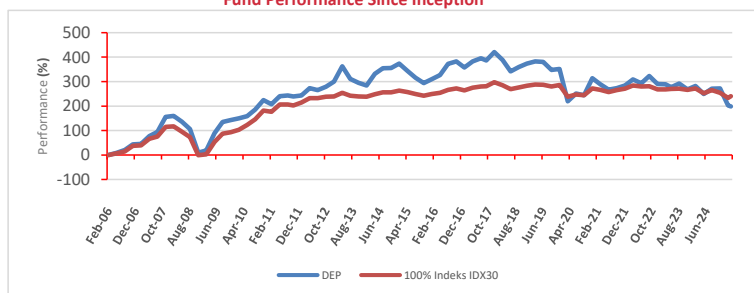
- Risk of Changes in Economic and Political Conditions
- Credit, Industry and Market Risks
- Risk of Dissolution and Liquidation
- Liquidity Risk
- Interest Rate Risk
- Risk of Changes in Tax Regulations & Other Regulations

Benefits of Mutual Fund Products

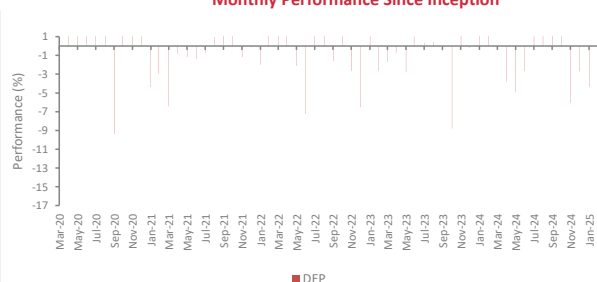
1. Professional management
2. Investment diversification
3. Value growth potential
4. Ease of transaction
5. The minimum nominal investment is relatively affordable

For further information please contact Bahana TCW

Fund Performance Since Inception



Monthly Performance Since Inception



Confirmation letter of mutual fund subscription, mutual fund redemption, and mutual fund switching are legal proof of mutual fund ownership that is issued or sent by a Custodian Bank. In the event that there is a Securities Ownership Reference Facility (AKSES), Unit Holders Participant may see mutual fund ownership in <https://akses.ksei.co.id/>

INVESTMENT THROUGH MUTUAL FUNDS CONTAINS RISK. PROSPECTUS INVESTORS MUST READ AND UNDERSTAND THE PROSPECTUS PRIOR TO DECIDING TO INVEST IN MUTUAL FUNDS. PAST PERFORMANCE DOES NOT REFLECT THE FUTURE PERFORMANCE. AUTHORITY OF FINANCIAL SERVICES DOES NOT GIVE ANY STATEMENT OF APPROVING OR NOT APPROVING THESE EFFECTS, ALSO NOT STATING THE TRUTH OR ADEQUACY OF THE CONTENTS OF THIS MUTUAL FUND. EVERY STATEMENT CONCERNING THESE TERMS IS A BREACH OF LAW. Mutual Funds are Capital Market products and are not products issued by Selling Agents/Banking. Selling Agents of Mutual Funds are not responsible for the claims and risks of managing the mutual funds portfolio carried out by the Investment Manager. This Fund Fact Sheet does not replace the Mutual Funds Prospectus and has been prepared by PT Bahana TCW Investment Management only for informational needs and does not offer to buy or sell. All information contained in this document is presented correctly. If necessary, investors are advised to seek professional opinion before making an investment decision. Past performance is not necessarily a guide to future performance, nor is it an estimate made to indicate future performance or trends. PT Bahana TCW Investment Management as an Investment Manager is registered and supervised by OJK.

PT Bahana TCW Investment Management

Best Overall Asset & Fund Manager (2015-2024) — Alpha Southeast Asia Awards

Graha CIMB Niaga, 21st Floor.
Jl. Jendral Sudirman Kav. 58, Jakarta 12190, Indonesia

Telp: +6221 2505277 • Fax: +6221 2505279 • Instagram: bahana_tcw • Email: bahana.tcw@bahana.co.id
Prospektus : bahana.tcw.co.id