

**Effective Date**

01 Aug 1996  
**No of Fund Effective Letter**  
S-1235/PM/1996

**Inception Date**

08 August 1996

**Currency**

IDR

**Type of Fund**

Equity Fund

**Total Assets**

Rp 47.58 Billion

**Minimum Subscription**

100,000

**Unit Offered**

1,000,000,000

**Valuation Period**

Daily

**ISIN Code**

IDN000158706

**Subscription Fee**

Max. 1.50%

**Redemption Fee**

Max. 1.50%

**Switching Fee**

Max. 2.00%

**Management Fee**

Max. 3.00% p.a.

**Custodian Fee**

Max. 0.25% p.a.

**Account Number**

Standard Chartered Bank

306-0914527-1

REKSA DANA BAHANA

PRIMAVERA PLUS

For further information please contact Bahana TCW

**Investment Manager**

Bahana TCW is a joint venture company between PT Bahana Pembinaan Usaha Indonesia, a stateowned investment company and Trust Company of the West, a leading investment manager company from Los Angeles, United States.

**Investment Objectives**

Achieve long-term capital growth through placement of funds in stocks and debt securities in the money market and capital market.

**Investment Policy**

BDP is Equity Fund (80-100% Shares, 0-20% Money/Cash Market) with a Core-Satellite Investing strategy. The core of BDP's portfolio consists of a number of big-cap stocks concentrated to achieve market-risk equivalents and a number of active satellite stocks aimed at generating above-market returns. BDP is suitable for a moderate-aggressive customer profile.

**Asset Allocation**

Equity	93.75 %
Liquidity	6.25 %

**Securities Portfolio (Top 10)**

	%
Bank Central Asia	9.6%
Bank Mandiri	9%
BNI	5.5%
BRI (Persero)	5.1%
Bumi Resources	6.2%
Indosat	8.3%
Medco Energi Internasional	5.3%
MERDEKA BATTERY MATERIALS Tbk	7.7%
Merdeka Copper Gold Tbk. PT	6.8%
Summarecon Agung	5.2%

**Alokasi Sektor (Top 5)**

Bank	29.17 %
Industrial Goods	14.49 %
Telecommunication	15.17 %
Others	6.25 %
Oil, Gas & Coal	21.49 %

**Fund Performance (%)**

Performance	YTD	1-Mo	3-Mo	6-Mo	1-Y	3-Y	5-Y	S.I.*
PRIMA	-10.92	-4.44	-15.14	-10.70	-10.92	-12.40	-23.01	1425.43
Benchmark	-2.65	-0.48	-5.95	0.23	-2.65	7.57	12.39	1191.53

\*Since Inception

Highest Month Performance	November 1998	36.78
Lowest Month Performance	October 2008	-35.57

**Information :**

Last 1 year performance -10.92%. The benchmark is 100% Composite Index. This Fund has reached performance 36.78% on November 1998 and achieve performance -35.57% on October 2008.

**Custodian Bank**

Standard Chartered Bank has been operating in Indonesia to conduct business as a Commercial Bank since 1968. And has obtained approval to conduct business as a Custodian in the Capital Market based on Decree of the Chairman of Bapepam No. Kep-35 / PM.WK / 1991 dated June 26, 1991.

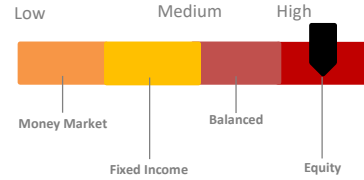
**Investment Risk**

- Risk of Changes in Economic and Political Conditions
- Credit, Industry and Market Risks
- Risk of Dissolution and Liquidation
- Liquidity Risk
- Interest Rate Risk
- Risk of Changes in Tax Regulations & Other Regulations

**Benefits of Mutual Fund Products**

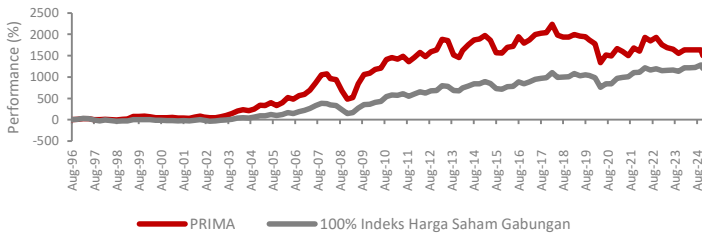
1. Professional management
2. Investment diversification
3. Value growth potential
4. Ease of transaction
5. The minimum nominal investment is relatively affordable

**Risk Classification**

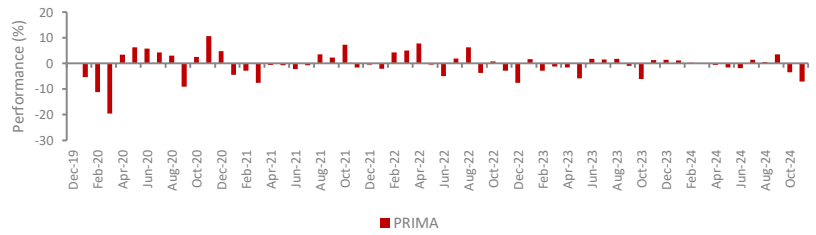


Dare to face high risks and price fluctuations, and expect high growth within five to ten years.

**Fund Performance Since Inception**



**Monthly Performance in the Last 5 Years**



Letters or confirmations for purchasing Mutual Funds, redemption of Mutual Funds, and transfer of Mutual Funds are valid legal proof of ownership of Mutual Funds issued or sent by the Custodian Bank. In the event that there is a Securities Ownership Reference Facility (AKSES), Unit Holders can view Mutual Fund ownership through the <https://access.ksei.co.id/> page

The benchmark is 100% Composite Index

**PT Bahana TCW Investment Management**

Graha CIMB Niaga Lantai 21, Jalan Jendral Sudirman Kav. 58, Jakarta 12190, Indonesia

Telp: +6221 2505277 | Fax: +6221 2505279 | Email: [bahanatcw@bahana.co.id](mailto:bahanatcw@bahana.co.id) | Website: [link.bahanatcw.com](http://link.bahanatcw.com) | Instagram : bahana\_tcw

INVESTMENT THROUGH MUTUAL FUNDS CONTAIN RISK, BEFORE DECIDING TO INVEST, PROSPECTIVE INVESTORS MUST READ AND UNDERSTAND THE PROSPECTUS. PAST PERFORMANCE DOES NOT GUARANTEE/REFLECT ANY FUTURE PERFORMANCE INDICATIONS. OJK DOES NOT PROVIDE STATEMENTS TO APPROVE OR DISAPPROVE THESE SECURITIES, NOR STATE THE CORRECTNESS OR ADEQUACY OF THE CONTENT OF THIS MUTUAL FUND PROSPECTUS. ANY STATEMENT CONTRAST THESE ARE UNLAWFUL ACTIONS. Mutual Funds are Capital Market products and are not products issued by Selling Agents/Banking. The Mutual Fund Selling Agent is not responsible for the demands and risks of managing the mutual fund portfolio carried out by the Investment Manager. Summary This product information does not replace the Mutual Fund Prospectus and has been prepared by PT Bahana TCW Investment Management for informational purposes only and is not an offer to buy or a request to sell. All information contained in this document is presented correctly. If necessary, investors are advised to seek professional opinion before making investment decisions. Past performance is not necessarily a guide to future performance, nor are estimates made to give an indication of future performance or trends. PT Bahana TCW Investment Management as Investment Manager licensed and supervised by OJK.